



Product Catalogue



GRILL CABINS
PAVILIONS
BBQ SETS
ACCESSORIES

SAUNA CABINS
SAUNA BARRELS
SAUNA PODS
SAUNA BUSES
HEATERS
ACCESSORIES

CAMPING PODS
CAMPING BUSES
CAMPING BARRELS
FURNITURE
ELECTRICITY



HOT TUBS
KIDS HUT

GRILL CABINS








GRILL
CABINS

OPEN GRILL CABINS


PRODUCT CODE	PRODUCT NAME	PRODUCT IMAGE	STANDARD SET	SPECIFICATION	PRICE in EUR,
OG9201	Open Grill Cabin 9,2 m ²		<p>3 Straight walls 6 Supporting logs Roof panels covered with the bitumen shingles Extendable standard chimney Central standard BBQ Table fitted around the BBQ 3 Benches (fixed to the walls)</p>	<p>Inside area: 9,2 m² Size: 6-9 people Height: 2900 mm Wall height: 1200 mm Timber: Pinewood Wall thickness: 45 mm Roof thickness and finishing: 18 mm; Finnish bitumen shingles Supporting log: Ø 160 mm Bench log: Ø 100 mm</p>	3 000
OG1601	Open Grill Cabin 16,5 m ²		<p>5 Straight walls 6 Supporting logs Roof panels covered with the bitumen shingles Extendable standard chimney Central standard BBQ Table fitted around the BBQ 5 Benches (fixed to the walls)</p>	<p>Inside area: 16,5 m² Size: 10-15 people Height: 3550 mm Wall height: 1200 mm Timber: Pinewood Wall thickness: 45 mm Roof thickness and finishing: 18 mm; Finnish bitumen shingles Supporting log: Ø 160 mm Bench log: Ø 100 mm</p>	4 200

STANDARD GRILL CABINS

PRODUCT CODE	PRODUCT NAME	PRODUCT IMAGE	STANDARD SET	SPECIFICATION	PRICE in EUR, EXW, EXCL. VAT
G45001	Grill Cabin 4,5 m ²		<p>Floor panels Straight walls Roof covered with bitumen shingles Extendable standard chimney 3 Double glazed windows (1 opening) Door with the double glazed hexagon window, wooden handle and the lock Central standard BBQ Table fitted around the BBQ 3 Benches Cushions for the benches</p>	<p>Inside area: 4,5 m² Size: 3-5 people Height: 2574 mm Wall height: 1200 mm Timber: Pinewood Wall thickness: 45 mm Floor thickness: 18 mm Roof thickness and finishing: 18 mm; Finnish bitumen shingles Window size: 880 x 510 mm Door size: 780 x 1500 mm</p>	3 200
G69001	Grill Cabin 6,9 m ²		<p>Floor panels Straight walls Roof covered with bitumen shingles Extendable standard chimney 4 Double glazed windows (2 opening) Door with the double glazed hexagon window, wooden handle and the lock Central standard BBQ Table fitted around the BBQ 5 Benches (2 extendable for sleeping) Cushions for the benches</p>	<p>Inside area: 6,9 m² Size: 5-10 people Height: 3212 mm Wall height: 1200 mm Timber: Pinewood Wall thickness: 45 mm Floor thickness: 18 mm Roof thickness and finishing: 18 mm; Finnish bitumen shingles Window size: 880 x 510 mm Door size: 780 x 1500 mm</p>	3 900

G70001	Grill Cabin 7,0 m ²		<p>Floor panels Straight walls Roof covered with bitumen shingles Extendable standard chimney 3 Double glazed windows (1 opening) Door with the double glazed hexagon window, wooden handle and the lock Central standard BBQ Table fitted around the BBQ 5 Benches (2 extendable for sleeping) Cushions for the benches</p>	<p>Inside area: 7,0 m² Size: 10-12 people Height: 3021 mm Wall height: 1200 mm Timber: Pinewood Wall thickness: 45 mm Floor thickness: 18 mm Roof thickness and finishing: 18 mm; Finnish bitumen shingles Window size: 880 x 510 mm Door size: 780 x 1500 mm</p>	3 600
G92001	Grill Cabin 9,2 m ²		<p>Floor panels Straight walls Roof covered with bitumen shingles Extendable standard chimney 3 Double glazed windows (1 opening) Door with the double glazed hexagon window, wooden handle and the lock Central standard BBQ Table fitted around the BBQ 5 Benches (2 extendable for sleeping) Cushions for the benches</p>	<p>Inside area: 9,2 m² Size: 12-15 people Height: 2900 mm Wall height: 1200 mm Timber: Pinewood Wall thickness: 45 mm Floor thickness: 18 mm Roof thickness and finishing: 18 mm; Finnish bitumen shingles Window size: 880 x 510 mm Door size: 780 x 1500 mm</p>	4 100
G92002	Grill Cabin 9,2 m ² with 1,8 m Extension		<p>Floor panels Straight walls Roof covered with bitumen shingles Extendable standard chimney 3 Double glazed windows (1 opening) Door with the double glazed hexagon window, wooden handle and the lock Central standard BBQ Table fitted around the BBQ 4 Benches (2 extendable for sleeping) Cushions for the benches</p>	<p>Inside area: 9,2 m² cabin + 3,55 m² extension Size: 12-15 people Height: 2900 mm Wall height: 1200 mm Timber: Pinewood Wall thickness: 45 mm Floor thickness: 18 mm Roof thickness and finishing: 18 mm; Finnish bitumen shingles Window size: 880 x 510 mm Door size: 780 x 1500 mm</p>	4 800

G92003	Grill Cabin 9,2 m ² with 2,5 m Extension		<p>Floor panels Straight walls Roof covered with bitumen shingles Extendable standard chimney 3 Double glazed windows (1 opening) Door with the double glazed hexagon window, wooden handle and the lock Central standard BBQ Table fitted around the BBQ 4 Benches (2 extendable for sleeping) Cushions for the benches</p>	<p>Inside area: 9,2 m² cabin + 4,79 m² extension Size: 12-15 people Height: 2900 mm Wall height: 1200 mm Timber: Pinewood Wall thickness: 45 mm Floor thickness: 18 mm Roof thickness and finishing: 18 mm; Finnish bitumen shingles Window size: 880 x 510 mm Door size: 780 x 1500 mm</p>	5 200
G14001	Grill Cabin 14,9 m ²		<p>Floor panels Straight walls Roof covered with bitumen shingles Extendable standard chimney 4 Double glazed windows (2 opening) Door with the double glazed hexagon window, wooden handle and the lock Central standard BBQ Table fitted around the BBQ 7 Benches (2 extendable for sleeping) Cushions for the benches</p>	<p>Inside area: 14,9 m² cabin Size: 14-20 people Height: 3400 mm Wall height: 1200 mm Timber: Pinewood Wall thickness: 45 mm Floor thickness: 18 mm Roof thickness and finishing: 18 mm; Finnish bitumen shingles Window size: 880 x 510 mm Door size: 780 x 1500 mm</p>	5 600
G16001	Grill Cabin 16,5 m ²		<p>Floor panels Straight walls Roof covered with bitumen shingles Extendable standard chimney 4 Double glazed windows (2 opening) Door with the double glazed hexagon window, wooden handle and the lock Central standard BBQ Table fitted around the BBQ 7 Benches (2 extendable for sleeping) Cushions for the benches</p>	<p>Inside area: 16,5 m² cabin Size: 15-21 people Height: 3550 mm Wall height: 1200 mm Timber: Pinewood Wall thickness: 45 mm Floor thickness: 18 mm Roof thickness and finishing: 18 mm; Finnish bitumen shingles Window size: 880 x 510 mm Door size: 780 x 1500 mm</p>	5 900

G16002	Grill Cabin 16,5 m ² with 1,8 m Extension		<p><i>Floor panels</i> <i>Straight walls</i> <i>Roof covered with bitumen shingles</i> <i>Extendable standard chimney</i> <i>5 Double glazed windows (3 opening)</i> <i>Door with the double glazed hexagon window, wooden handle and the lock</i> <i>Central standard BBQ</i> <i>Table fitted around the BBQ</i> <i>6 Benches (2 extendable for sleeping)</i> <i>Cushions for the benches</i></p>	<p>Inside area: 16,5 m² cabin + 3,57 m² extension Size: 15-25 people Height: 3550 mm Wall height: 1200 mm Timber: Pinewood Wall thickness: 45 mm Floor thickness: 18 mm Roof thickness and finishing: 18 mm; Finnish bitumen shingles Window size: 880 x 510 mm Door size: 780 x 1500 mm</p>	6 500
G16005	Grill Cabin 16,5 m ² with 2,5 m Extension		<p><i>Floor panels</i> <i>Straight walls</i> <i>Roof covered with bitumen shingles</i> <i>Extendable standard chimney</i> <i>5 Double glazed windows (3 opening)</i> <i>Door with the double glazed hexagon window, wooden handle and the lock</i> <i>Central standard BBQ</i> <i>Table fitted around the BBQ</i> <i>6 Benches (2 extendable for sleeping)</i> <i>Cushions for the benches</i></p>	<p>Inside area: 16,5 m² cabin + 4,92 m² extension Size: 15-25 people Height: 3550 mm Wall height: 1200 mm Timber: Pinewood Wall thickness: 45 mm Floor thickness: 18 mm Roof thickness and finishing: 18 mm; Finnish bitumen shingles Window size: 880 x 510 mm Door size: 780 x 1500 mm</p>	7 000
G25001	Grill Cabin 25,0 m ²		<p><i>Floor panels</i> <i>Straight walls</i> <i>Roof covered with bitumen shingles</i> <i>Extendable standard chimney</i> <i>4 Double glazed windows (2 opening)</i> <i>Door with the double glazed hexagon window, wooden handle and the lock</i> <i>Central standard BBQ</i> <i>Table fitted around the BBQ</i> <i>7 Benches (2 extendable for sleeping)</i> <i>Cushions for the benches</i></p>	<p>Inside area: 25,0 m² Size: 25-30 people Height: 4610 mm Wall height: 1200 mm Timber: Pinewood Wall thickness: 45 mm Floor thickness: 18 mm Roof thickness and finishing: 18 mm; Finnish bitumen shingles Window size: 880 x 510 mm Door size: 780 x 1760 mm</p>	6 500

G25002

Grill Cabin
25,0 m² with
2,5 m
Extension






Floor panels
Straight walls
Roof covered with bitumen shingles
Extendable standard chimney
5 Double glazed windows (3 opening)
Door with the double glazed hexagon window,
wooden handle and the lock
Central standard BBQ
Table fitted around the BBQ
6 Benches (2 extendable for sleeping)
Cushions for the benches

Inside area: 25,0 m² cabin + 4,46 m² extension
Size: 25-30 people
Height: 4610 mm
Wall height: 1200 mm
Timber: Pinewood
Wall thickness: 45 mm
Floor thickness: 18 mm
Roof thickness and finishing: 18 mm; Finnish
bitumen shingles
Window size: 880 x 510 mm
Door size: 780 x 1760 mm

9 000

DOUBLE GRILL CABINS

PRODUCT CODE	PRODUCT NAME	PRODUCT IMAGE	STANDARD SET	SPECIFICATION	PRICE in EUR, EXW, EXCL. VAT
DG929201	Twin Grill Cabin 9,2 m ² with 1,8 m corridor		<p>Floor panels</p> <p>Straight walls</p> <p>Roof covered with bitumen shingles</p> <p>7 Double glazed windows (3 opening)</p> <p>Standard grill cabin door (with the lock and double glazed hexagon window) in the corridor</p>	<p>Inside area: 2 x 9,2 m² cabin + 3,38 m² corridor</p> <p>Size: 24-30 people</p> <p>Height: 2900 mm</p> <p>Wall height: 1200 mm</p> <p>Timber: Pinewood</p> <p>Wall thickness: 45 mm</p> <p>Floor thickness: 18 mm</p> <p>Roof thickness and finishing: 18 mm; Finnish bitumen shingles</p> <p>Window size: 880 x 510 mm</p> <p>Door size: 780 x 1500 mm</p>	10 000
DG921601	Double Grill Cabin 9,2 m ² + 16,5 m ² with 1,8 m corridor		<p>Floor panels</p> <p>Straight walls</p> <p>Roof covered with bitumen shingles</p> <p>8 Double glazed windows (4 opening)</p> <p>Standard grill cabin door (with the lock and double glazed hexagon window) in the corridor</p>	<p>Inside area: 16,5 m² + 9,2 m² cabin + 3,55 m² corridor</p> <p>Size: 21-36 people</p> <p>Height: 3550 mm</p> <p>Timber: Pinewood</p> <p>Wall thickness: 45 mm</p> <p>Floor thickness: 18 mm</p> <p>Roof thickness and finishing: 18 mm; Finnish bitumen shingles</p> <p>Window size: 880 x 510 mm</p> <p>Door size: 780 x 1500 mm</p>	12 000
DG161601	Twin Grill Cabin 16,5 m ² with 3 m corridor		<p>Floor panels</p> <p>Straight walls</p> <p>Roof covered with bitumen shingles</p> <p>9 Double glazed windows (5 opening)</p> <p>Standard grill cabin door (with the lock and double glazed hexagon window) in the corridor</p>	<p>Inside area: 2 x 16,5 m² cabin + 5,78 m² corridor</p> <p>Size: 26-39 people</p> <p>Height: 3550 mm</p> <p>Wall height: 1200 mm</p> <p>Timber: Pinewood</p> <p>Wall thickness: 45 mm</p> <p>Floor thickness: 18 mm</p> <p>Roof thickness and finishing: 18 mm; Finnish bitumen shingles</p> <p>Window size: 880 x 510 mm</p> <p>Door size: 780 x 1500 mm</p>	11 000

DG162501

Double Grill
Cabin 16,5 m²
+ 25 m² with
2,5 m corridor



Floor panels
Straight walls
Roof covered with bitumen shingles
9 Double glazed windows (5 opening)
Standard grill cabin door (with the lock and double glazed hexagon window) in the corridor

Inside area: 16,5 m² + 25 m² cabin + 4,6 m² corridor
Size: 35-45 people
Height: 4610 mm
Wall height: 1200 mm
Timber: Pinewood
Wall thickness: 45 mm
Floor thickness: 18 mm
Roof thickness and finishing: 18 mm; Finnish bitumen shingles
Window size: 880 x 510 mm
Door size: 780 x 1500 mm

16 000

DG252501

Twin Grill
Cabin 25 m²
with 3 m
corridor



Floor panels
Straight walls
Roof covered with bitumen shingles
9 Double glazed windows (5 opening)
Standard grill cabin door (with the lock and double glazed hexagon window) in the corridor

Inside area: 2 x 25 m² cabin + 5,3 m² corridor
Size: 40-50 people
Height: 4610 mm
Wall height: 1200 mm
Timber: Pinewood
Wall thickness: 45 mm
Floor thickness: 18 mm
Roof thickness and finishing: 18 mm; Finnish bitumen shingles
Window size: 880 x 510 mm
Door size: 780 x 1760 mm

18 000

Note:

BBQ, benches and extra inside walls are not included in the standard set of a Double Cabin and need to be ordered additionally

EXCLUSIVE GRILL CABINS

PRODUCT CODE	PRODUCT NAME	PRODUCT IMAGE	STANDARD SET	SPECIFICATION	PRICE in EUR, EXW, EXCL. VAT
EG70001	Exclusive Grill Cabin 7,0 m ²		<p><i>Tongue and groove floor from 28 mm pinewood boards</i></p> <p><i>Sloping walls</i></p> <p><i>Roof covered with bitumen shingles</i></p> <p><i>Extendable luxury chimney</i></p> <p><i>3 Double glazed windows (1 opening)</i></p> <p><i>Door with the double glazed hexagon window, wooden handle and the lock</i></p> <p><i>Central luxury BBQ</i></p> <p><i>Table fitted around the BBQ</i></p> <p><i>5 Benches (2 extendable for sleeping)</i></p> <p><i>Cushions for the benches</i></p>	<p>Inside area: 7,0 m²</p> <p>Size: 10-15 people</p> <p>Height: 3320 mm</p> <p>Wall height: 1200 mm</p> <p>Timber: Pinewood</p> <p>Wall thickness: 45 mm</p> <p>Floor thickness: 28 mm</p> <p>Floor frame from impregnated pine beams: 70 x 45 mm</p> <p>Floor thickness and finishing: 18 mm; Finnish bitumen shingles</p> <p>Window size: 880 x 510 mm</p> <p>Door size: 780 x 1500 mm</p>	4 400
EG92001	Exclusive Grill Cabin 9,2 m ²		<p><i>Tongue and groove floor from 28 mm pinewood boards</i></p> <p><i>Sloping walls</i></p> <p><i>Roof covered with bitumen shingles</i></p> <p><i>Extendable luxury chimney</i></p> <p><i>3 Double glazed windows (1 opening)</i></p> <p><i>Door with the double glazed hexagon window, wooden handle and the lock</i></p> <p><i>Central luxury BBQ</i></p> <p><i>Table fitted around the BBQ</i></p> <p><i>5 Benches (2 extendable for sleeping)</i></p> <p><i>Cushions for the benches</i></p>	<p>Inside area: 9,2 m²</p> <p>Size: 12-15 people</p> <p>Height: 3135 mm</p> <p>Wall height: 1200 mm</p> <p>Timber: Pinewood</p> <p>Wall thickness: 45 mm</p> <p>Floor thickness: 28 mm</p> <p>Floor frame from impregnated pine beams: 70 x 45 mm</p> <p>Floor thickness and finishing: 18 mm; Finnish bitumen shingles</p> <p>Window size: 880 x 510 mm</p> <p>Door size: 780 x 1500 mm</p>	4 900

EG92002

Exclusive Grill
Cabin 9,2 m²
with 2,0 m
Extension



Tongue and groove floor from 28 mm pinewood boards

Sloping walls

Roof covered with bitumen shingles

Extendable luxury chimney

3 Double glazed windows (1 opening)

Door with the double glazed hexagon window, wooden handle and the lock

Central luxury BBQ

Table fitted around the BBQ

4 Benches (2 extendable for sleeping)

Cushions for the benches

Inside area: 9,2 m² + 3,69 m² extension

Size: 12-15 people

Height: 3135 mm

Wall height: 1200 mm

Timber: Pinewood

Wall thickness: 45 mm

Floor thickness: 28 mm

Floor frame from impregnated pine beams: 70 x 45 mm

6 200

Roof thickness and finishing: 18 mm; Finnish bitumen shingles

Window size: 880 x 510 mm

Door size: 780 x 1500 mm

EG92003

Exclusive Grill
Cabin 9,2 m²
with 2,5 m
Extension



Tongue and groove floor from 28 mm pinewood boards

Sloping walls

Roof covered with bitumen shingles

Extendable luxury chimney

3 Double glazed windows (1 opening)

Door with the double glazed hexagon window, wooden handle and the lock

Central luxury BBQ

Table fitted around the BBQ

4 Benches (2 extendable for sleeping)

Cushions for the benches

Inside area: 9,2 m² + 4,63 m² extension

Size: 12-15 people

Height: 3135 mm

Wall height: 1200 mm

Timber: Pinewood

Wall thickness: 45 mm

Floor thickness: 28 mm

Floor frame from impregnated pine beams: 70 x 45 mm

7 000

Roof thickness and finishing: 18 mm; Finnish bitumen shingles

Window size: 880 x 510 mm

Door size: 780 x 1500 mm

EG16001

Exclusive Grill
Cabin 16,5 m²



Tongue and groove floor from 28 mm pinewood boards

Sloping walls

Roof covered with bitumen shingles

Extendable luxury chimney

4 Double glazed windows (2 opening)

Door with the double glazed hexagon window, wooden handle and the lock

Central luxury BBQ

Table fitted around the BBQ

7 benches (2 extendable for sleeping)

Cushions for the benches

Inside area: 16,5 m²

Size: 15-21 people

Height: 3830 mm

Wall height: 1200 mm

Timber: Pinewood

Wall thickness: 45 mm

Floor thickness: 28 mm

Floor frame from impregnated pine beams: 70 x 45 mm 5 500

Roof thickness and finishing: 18 mm; Finnish bitumen shingles

Window size: 880 x 510 mm

Door size: 780 x 1500 mm

EG16002

Exclusive Grill
Cabin 16,5 m²
with 2,5 m
Extension



Tongue and groove floor from 28 mm pinewood boards

Sloping walls

Roof covered with bitumen shingles

Extendable luxury chimney

5 Double glazed windows (3 opening)

Door with the double glazed hexagon window, wooden handle and the lock

Central luxury BBQ

Table fitted around the BBQ

6 benches (2 extendable for sleeping)

Cushions for the benches

Inside area: 16,5 m² + 4,55 m² extension

Size: 15-21 people

Height: 3830 mm

Wall height: 1200 mm

Timber: Pinewood

Wall thickness: 45 mm

Floor thickness: 28 mm



Floor frame from impregnated pine beams: 70 x 45 mm 7000

Roof thickness and finishing: 18 mm; Finnish bitumen shingles

Window size: 880 x 510 mm

Door size: 780 x 1500 mm

CAMPING GRILL CABINS WITH WIDE EXTENSIONS

PRODUCT CODE	PRODUCT NAME	PRODUCT IMAGE	STANDARD SET	SPECIFICATION	PRICE in EUR, EXW, EXCL. VAT
G92004	Camping Grill cabin 9,2 m ² with 2,5 m Extension		<p><i>Floor panels</i></p> <p><i>Straight walls</i></p> <p><i>Roof covered with bitumen shingles</i></p> <p><i>Extendable standard chimney</i></p> <p><i>3 Double glazed windows (1 opening)</i></p> <p><i>Door with the double glazed hexagon window, wooden handle and the lock</i></p> <p><i>Central standard BBQ</i></p> <p><i>Table fitted around the BBQ</i></p> <p><i>3 Benches</i></p> <p><i>Cushions for the benches</i></p>	<p>Inside area: 9,2 m² cabin + 2,5 m extension.</p> <p>Extension: 2,5 x 2,5 m</p> <p>Height: 2900 mm</p> <p>Wall height: 1200 mm</p> <p>Timber: Pinewood</p> <p>Wall thickness: 45 mm</p> <p>Floor thickness: 18 mm</p> <p>Roof thickness and finishing: 18 mm; Finnish bitumen shingles</p> <p>Window size: 880 x 510 mm</p> <p>Door size: 780 x 1500 mm</p>	5500
G92005	Camping Grill cabin 9,2 m ² with 3,0 m Extension		<p><i>Floor panels</i></p> <p><i>Straight walls</i></p> <p><i>Roof covered with bitumen shingles</i></p> <p><i>Extendable standard chimney</i></p> <p><i>3 Double glazed windows (1 opening)</i></p> <p><i>Door with the double glazed hexagon window, wooden handle and the lock</i></p> <p><i>Central standard BBQ</i></p> <p><i>Table fitted around the BBQ</i></p> <p><i>3 Benches</i></p> <p><i>Cushions for the benches</i></p>	<p>Inside area: 9,2 m² cabin + 3,0 m extension</p> <p>Extension: 2,5 x 3,0 m</p> <p>Size: 12-15 people</p> <p>Height: 2900 mm</p> <p>Wall height: 1200 mm</p> <p>Timber: Pinewood</p> <p>Wall thickness: 45 mm</p> <p>Floor thickness: 18 mm</p> <p>Roof thickness and finishing: 18 mm; Finnish bitumen shingles</p> <p>Window size: 880 x 510 mm</p> <p>Door size: 780 x 1500 mm</p>	5900

G92006

Camping Grill
cabin 9,2 m²
with 4,0 m
Extension



Floor panels
Straight walls
Roof covered with bitumen shingles
Extendable standard chimney
3 Double glazed windows (1 opening)
Door with the double glazed hexagon window,
wooden handle and the lock
Central standard BBQ
Table fitted around the BBQ
3 Benches
Cushions for the benches

Inside area: 9,2 m² cabin + 4,0 m extension
Extension: 2,5 x 4,0 m
Size: 12-15 people
Height: 2900 mm
Wall height: 1200 mm
Timber: Pinewood
Wall thickness: 45 mm
Floor thickness: 18 mm
Roof thickness and finishing: 18 mm; Finnish
bitumen shingles
Window size: 880 x 510 mm
Door size: 780 x 1500 mm

6500

G16006

Camping Grill
cabin 16,5 m²
with 3,0 m
Extension



Floor panels
Straight walls
Roof covered with bitumen shingles
Extendable standard chimney
3 Double glazed windows (2 opening)
Door with the double glazed hexagon window,
wooden handle and the lock
Central standard BBQ
Table fitted around the BBQ
4 Benches (1 extendable for sleeping)
Cushions for the benches

Inside area: 16,5 m² cabin + 3,0 m extension
Extension: 3,0 x 3,0 m
Size: 15-25 people
Height: 3550 mm
Wall height: 1200 mm
Timber: Pinewood
Wall thickness: 45 mm
Floor thickness: 18 mm
Roof thickness and finishing: 18 mm; Finnish
bitumen shingles
Window size: 880 x 510 mm
Door size: 780 x 1500 mm

6900

G16007

Camping Grill
cabin 16,5 m²
with 4,0 m
Extension











Floor panels
Straight walls
Roof covered with bitumen shingles
Extendable standard chimney
3 Double glazed windows (2 opening)
Door with the double glazed hexagon window,
wooden handle and the lock
Central standard BBQ
Table fitted around the BBQ
4 Benches (1 extendable for sleeping)
Cushions for the benches

Inside area: 16,5 m² cabin + 4,0 m extension
Extension: 3,0 x 4,0 m
Size: 15-25 people
Height: 3550 mm
Wall height: 1200 mm
Timber: Pinewood
Wall thickness: 45 mm
Floor thickness: 18 mm
Roof thickness and finishing: 18 mm; Finnish
bitumen shingles
Window size: 880 x 510 mm
Door size: 780 x 1500 mm

7300

OPTIONS

PRODUCT CODE	PRODUCT NAME	PRODUCT IMAGE	STANDARD SET	SPECIFICATION	PRICE in EUR, EXW, EXCL. VAT
SKY001	Skylight for 9,2 m ² and 16.5 m ²		<i>Can be chosen for 9,2 m² and 16.5 m² Grill Cabin.</i>	Glass inside: 6,38 Laminated Glass 16 Frame Filled with Argon 6mm Tempered Glass 6GR-16AR-33.1GNP2	450
TDW001	Triangle dormer window		<i>Small window into the grill cabin roof construction</i>		180
SE001	Smoke extractor		<i>Smoke extractor Gemi professional</i>		410
LIF001	Luxury floor		<i>The bottom is sprayed with antiseptic</i> <i>The price depends on the cabin size chosen</i>	Floor thickness: 28 mm Tongue & groove pine boards Floor frame (from impregnated pine beams): 70 x 45 mm	
LIF002	Luxury insulated floor			Floor thickness: 28 mm Tongue & groove pine boards Floor frame (from impregnated pine beams): 70 x 45 mm Insulation: 5 cm Polystyrene	


LIF003	Luxury insulated floor with pipes		<p>Luxury insulated floor with air pipes underneath for effective smoke exhaustion – better ventilation</p> <p>3 pipes (hexagon cabins) fitted underneath the floor - within floor frame</p> <p>4 pipes (octagonal cabins) fitted underneath the floor - within floor frame</p> <p>The price depends on the cabin size chosen</p>	<p>Floor thickness: 28 mm Tongue & groove pine boards</p> <p>Floor frame (from impregnated pine beams): 95 x 45 mm</p> <p>Insulation: 5 cm Polystyrene</p>	
LBT001	Luxury BBQ table		<p>Luxury BBQ table from glued panel. Luxury wooden table instead of standard table</p>	95	
CUR001	Curtains		<p>In the standard set includes curtains cornice, holders, laces. Curtains made of 100% cotton.</p> <p>EUR/per window</p>	30	
LCS001	Luxury cushion set		<p>Cushion set covered of furniture tapestry.</p> <p>If chosen 4,5 m²; 6,9 m²; 7,0 m²; 9,2m² Grill Cabin please add 50 EUR</p> <p>If chosen 14,9 m²; 16,5 m² Grill Cabin please add 100 EUR</p> <p>If chosen 25,0 m² Grill Cabin please add 150 EUR</p>	50	

PAVILIONS



GARDEN
PAVILIONS

PAVILIONS

PRODUCT CODE	PRODUCT NAME	PRODUCT IMAGE	STANDARD SET	SPECIFICATION	PRICE in EUR, EXW, EXCL. VAT
P92001	Pavilion 9,2 m ²		<p><i>Floor panels</i></p> <p><i>Pavilion walls</i></p> <p><i>Roof covered with bitumen shingles</i></p> <p><i>Extendable standard chimney</i></p> <p><i>5 Double glazed windows (2 opening)</i></p> <p><i>French style double glazed door with the wooden handle and lock</i></p> <p><i>Central standard BBQ</i></p> <p><i>Table fitted around the BBQ</i></p> <p><i>5 Benches (2 extendable for sleeping)</i></p> <p><i>Cushions for the benches</i></p>	<p>Inside area: 9,2 m²</p> <p>Size: 12-15 people</p> <p>Height: 3400 mm</p> <p>Sidewall height: 1950 mm</p> <p>Timber: Pinewood</p> <p>Wall thickness: 45 mm</p> <p>Floor thickness: 18 mm</p> <p>Roof thickness and finishing: 18 mm; Finnish bitumen shingles</p> <p>Window size: 1020 x 1060 mm</p> <p>Door size: 1020 x 1600 mm</p>	4500

P92002

Pavilion 9,2 m²
with 2,5 m
Extension



Floor panels
Pavilion walls
Roof covered with bitumen shingles
Extendable standard chimney
5 Double glazed windows (3 opening)
French style double glazed door with the wooden handle and lock
Central standard BBQ
Table fitted around the BBQ
4 Benches (2 extendable for sleeping)
Cushions for the benches

Inside area: 9,2 m² + 4,75 m² extension
Size: 12-15 people
Height: 3400 mm
Sidewall height: 1950 mm
Timber: Pinewood
Wall thickness: 45 mm
Floor thickness: 18 mm
Roof thickness and finishing: 18 mm; Finnish bitumen shingles
Window size: 1020 x 1060 mm
Door size: 1020 x 1600 mm

5500

P10001

Pavilion 10,0 m²



Tongue and groove floor from 28 mm pinewood boards
Even pavilion walls
Roof covered with bitumen shingles
7 double glazed windows (3 opening)
French style double glazed door with the wooden handle and lock
N.B. BBQ is not designed for this model.
Benches are not included in the set either

Inside area: 10,0 m²
Size: 8-15 people
Height: 3389 mm
Sidewall height: 2050 mm
Timber: Pinewood
Wall thickness: 45 mm
Floor thickness: 28 mm
Roof thickness and finishing: 18 mm; Bitumen shingles
Window size: 1290 x 1420 mm
Door size: 1290 x 1810 mm

4500

P14001

Pavilion 14,9 m²



Floor panels
Pavilion walls
Roof covered with bitumen shingles
Extendable standard chimney
7 Double glazed windows (3 opening)
French style double glazed door with the wooden handle and lock
Central standard BBQ
Table fitted around the BBQ
7 Benches (2 extendable for sleeping)
Cushions for the benches

Inside area: 14,9 m²
Size: 14-20 people
Height: 3454 mm
Sidewall height: 1950 mm
Timber: Pinewood
Wall thickness: 45 mm
Floor thickness: 18 mm
Roof thickness and finishing: 18 mm; Finnish bitumen shingles
Window size: 1020 x 1060 mm
Door size: 1020 x 1600 mm

5400

P16001 Pavilion 16,5 m²



Floor panels
Pavilion walls
Roof covered with bitumen shingles
Extendable standard chimney
7 Double glazed windows (3 opening)
French style double glazed door with the wooden handle and lock
Central standard BBQ
Table fitted around the BBQ
7 Benches (2 extendable for sleeping)
Cushions for the benches

Inside area: 16,5 m²
Size: 15-21 people
Height: 3574 mm
Sidewall height: 1950 mm
Timber: Pinewood
Wall thickness: 45 mm
Floor thickness: 18 mm
Roof thickness and finishing: 18 mm; Finnish bitumen shingles
Window size: 1020 x 1060 mm
Door size: 1020 x 1600 mm

5500

P16003

Pavilion 16,5 m²
with 2,5 m
Extension



Floor panels
Pavilion walls
Roof covered with bitumen shingles
Extendable standard chimney
7 Double glazed windows (4 opening)
French style double glazed door with the wooden handle and lock
Central standard BBQ
Table fitted around the BBQ
6 Benches (2 extendable for sleeping)
Cushions for the benches

Inside area: 16,5 m² + 4,79 m² extension
Size: 15-21 people
Height: 3574 mm
Sidewall height: 1950 mm
Timber: Pinewood
Wall thickness: 45 mm
Floor thickness: 18 mm
Roof thickness and finishing: 18 mm; Finnish bitumen shingles
Window size: 1020 x 1060 mm
Door size: 1020 x 1600 mm

6700

P16002

Twin Pavilion
16,5 m²



Floor panels
Pavilion walls
Roof covered with bitumen shingles
13 Double glazed windows (7 opening)
2 French style double glazed doors with the wooden handle and lock
N.B. BBQ, benches are not included in the set and needs to be ordered additionally

Inside area: 2 x 16,5 m² + 5,4 m² corridor
Size: 15-30 people
Height: 3574 mm
Sidewall height: 1950 mm
Timber: Pinewood
Wall thickness: 45 mm
Floor thickness: 18 mm
Roof thickness and finishing: 18 mm; Bitumen shingles
Window size: 1020 x 1060 mm
Door size: 1020 x 1600 mm


12000

BBQ SETS



BBQ SETS

BBQ SETS

PRODUCT CODE	PRODUCT NAME	PRODUCT IMAGE	STANDARD SET	SPECIFICATION	PRICE in EUR, EXW, EXCL. VAT
STBBQ6C	Standard 6 Corner BBQ		<p>6-corner grill with a table fitted around and extendable chimney (3 grates incl.):</p> <p>Grill body diagonal – 669 mm Height from the ground to the table top – 604 mm Fire box diagonal – 780 mm Table diagonal – 1380 mm, extended – 1660 mm Smoke hood diagonal – 1016 mm Smoke pipe length – 2 x 900 mm (2 parts) Smoke pipe diagonal – 358 mm and 381 mm (2 parts) Rain collar and rain cap Large grate designed for grilling vegetables, meat and fish (6-corner, diagonal 480 mm) Two small grates for coffee or soup pot (round grid, Ø 195 mm)</p>	<p>Fire box is produced from cold-rolled steel and coated with heat resistant black paint (RAL 9005). Smoke hood and grill body is produced from cold-rolled steel and coated with heat resistant brown paint (RAL 8019). Cooking grates are produced from stainless steel.</p>	470

STBBQ8C

Standard 8
Corner BBQ



8-corner grill with a table fitted around and extendable chimney (3 grates incl.):

Grill body diagonal – 792 mm

Height from the ground to the table top – 604 mm

Fire box diagonal – 945 mm

Table diagonal – 1515 mm, extended – 1775 mm

Smoke hood diagonal – 930 mm

Smoke pipe length – 2 x 1100 mm (2 parts)

Smoke pipe diagonal – 358 mm and 373 mm (2 parts)

Rain collar and rain cap

Large grate designed for grilling vegetables, meat and fish (6-corner, diagonal - 480 mm)

Two small grates for coffee or soup pot (round grid, Ø 195 mm)

Fire box is produced from cold-rolled steel and coated with heat resistant black paint (RAL 9005). Smoke hood and grill body is produced from cold-rolled steel and coated with heat resistant brown paint (RAL 8019). Cooking grates are produced from stainless steel.

550

LXBBQ

Luxury BBQ



Grill with a table fitted around and extendable chimney (2 grates and grill table's safety fence incl.):

Grill body diagonal – 778 mm

Height from the ground to the table top – 644 mm

Fire box diameter – 800 mm

Table diameter – 1400 mm

Two vertical pipes

Smoke hood diameter – 899 mm

Smoke pipe length – 2 x 1000 mm

Smoke pipe diameter – 304 mm and 299 mm

2 Rain collars and rain cap

Large grate designed for grilling vegetables, meat and fish

Small grate for coffee pot

Hook for the pot

Grill body is produced from 1 mm, fire box and grate handles from 2 mm; grate handles pins from 4 mm cold rolled sheet steel; ash tray (grates) from 5 mm Corten steel. Grate stands (pipes) are produced from stainless steel. Smoke hood is produced from 0,9 mm galvanized steel. Grill and chimney are powder coated with heat resistant black matt paint (RAL 9005), fire box and grates can withstand up to 400°C.

700

FLBBQ

Flame BBQ



Grill with a table fitted around and extendable chimney (2 grates and grill table's safety fence incl.):

Grill body diagonal – 540 mm

Height from the ground to the table top – 614 mm

Table: side tables from 3-layer panel, thickness 19 mm, width 220 mm - surface natural, not coated;

Table diagonal – 1060 mm

Fire box diagonal – 540 mm

Smoke hood diameter – 900 mm

Smoke pipes length – 900 and 1500 mm

Smoke pipe diameter – 300 mm and 310 mm (2 parts)

Rain collar and rain cap

Large grate (350 mm) designed for grilling vegetables, meat and fish with wooden handle coated with varnish

Small grate (200 mm) for coffee pot with wooden handle coated with varnish

Hook for the pot

Removable BBQ rack, cooking grates and bend are produced from stainless steel. The grill is painted with Tikkurilas' heat resistant TEMAL 400. The paint used Temal 400 bears dry heat up to 400°C degrees centigrade. The grill body and stand is black and the pot grate, hook, grill grate holder and fire guards are grey.

1200

FLBBQL

Flame BBQ
Large



Grill with a table fitted around and extendable chimney (2 grates and grill table's safety fence incl.):

Grill body diagonal – 770 mm

Height from the ground to the table top – 620 mm

Table: side tables from 3-layer panel, thickness 19 mm, width 220 mm - surface natural, not coated;

Table diagonal – 1400 mm

Fire box diagonal – 880 mm

Smoke hood diameter – 1200 mm

Smoke pipes length – 900 mm and 1500 mm

Smoke pipe diameter – 300 mm and 310 mm (2 parts)

Rain collar and rain cap

Large grate (450 mm) designed for grilling vegetables, meat and fish with wooden handle coated with varnish

Small grate (200 mm) for coffee pot with wooden handle coated with varnish

Hook for the pot

Removable BBQ rack, cooking grates and bend are produced from stainless steel. The grill is painted with Tikkurilas' heat resistant TEMAL 400. The paint used Temal 400 bears dry heat up to 400°C degrees centigrade. The grill body and stand is black and the pot grate, hook, grill grate holder and fire guards are grey.





1240


GRILL CABIN & PAVILION ACCESSORIES



GRILL&PAVILION
ACCESSORIES

GRILL CABIN & PAVILION ACCESSORIES

PRODUCT CODE	PRODUCT NAME	PRODUCT IMAGE	SPECIFICATION	PRICE in EUR, EXW, EXCL. VAT
PF601	Grill table's safety fence for Standard 6-corner BBQ		<i>Cold rolled steel fence provides Standard 6-corner BBQ table protection from fire sparks</i>	60
PF801	Grill table's safety fence for Standard 8-corner BBQ		<i>Cold rolled steel fence provides Standard 8-corner BBQ table protection from fire sparks</i>	70
FH01	Fire-wood holder		<i>Firewood holder, made from steel - covered with powder coating, fits to all BBQ Set types</i>	70
BC601	BBQ table-cover		<i>BBQ cover - table, is produced from pinewood to fit different BBQ Set types</i>	25



SH01	Shelf		<i>Shelf, produced from pinewood, is for keeping things organized</i>	20
DG01	Drawer		<i>Drawers, produced from pinewood, should be installed under the benches. They fit to all grill cabins and pavilions (except grill cabin 4,5 m2 and pavilion 10 m2)</i>	55
FP01	Flower pot		<i>Flower pot, produced from pinewood, should be installed under the windows. They fit to all grill cabins and pavilions (except pavilion 10 m2)</i>	35
RS01	Reindeer hides		<i>Natural reindeer hides to create warm and cozy atmosphere. The country of origin - Finland</i>	50
DS01	Stainless steel door sill		<i>Stainless steel door sill for longer service life, can be installed in all grill cabin models and pavilions</i>	20
DA01	Deer antlers		<i>Deer head with antler for wall decoration for lodge and cabin. Size: 30 cm x 15 cm. Gross weight about 300 g.</i>	20

SAUNA CABINS



SAUNA
CABINS

SAUNA CABINS

PRODUCT CODE	PRODUCT NAME	PRODUCT IMAGE	STANDARD SET	SPECIFICATION	PRICE in EUR, EXW, EXCL. VAT
SC4001	Sauna Cabin 4,0 m ²		<p><i>Straight walls</i> <i>Roof covered with bitumen shingles</i> <i>Door with wooden handle</i> <i>Wooden front door with tempered double glazed window, wooden handle and the lock</i> <i>Inside benches</i> <i>Heat-resistant plates for the heater/stove</i> <i>Double glazed hexagon window</i></p>	<p>Inside area: 4,0 m² Size: 2-3 people Timber: Pinewood Height: 2568 mm Sidewall height: 1436 mm Wall thickness: 45 mm Floor thickness: 18 mm Roof: 18 mm pine panelling from outside and 14 mm inside alder/linden panelling with 50 mm stone wool insulation between, covered with bitumen shingles Door size: 780 x 1760 mm</p>	2800
SC4501	Sauna Cabin 4,5 m ²		<p><i>Floor panels</i> <i>Straight walls</i> <i>Insulated roof covered with bitumen shingles</i> <i>1 Double glazed hexagon window</i> <i>Door with the double glazed hexagon window, wooden handle and the lock</i> <i>Inside benches</i> <i>Heat-resistant plates for the heater/stove</i></p>	<p>Inside area: 4,5 m² Size: 2-5 people Timber: Pinewood Height: 2832 mm Sidewall height: 1460 mm Wall thickness: 45 mm Floor thickness: 18 mm Roof: 18 mm pine panelling from outside and 14 mm inside alder/linden panelling with 50 mm stone wool insulation between, covered with bitumen shingles Window size: 512 x 442 mm Door size: 780 x 1760 mm</p>	3500

SC7001	Sauna Cabin 7,0 m ²		<p>Floor panels Straight walls Insulated roof covered with bitumen shingles 2 Double glazed hexagon windows Door with the double glazed hexagon window, wooden handle and the lock Inside benches Safety fence for heater/stove Heat-resistant plates for the heater/stove</p>	<p>Inside area: 7,0 m² Size: 8-10 people Timber: Pinewood Height: 3280 mm Sidewall height: 1460 mm Wall thickness: 45 mm Floor thickness: 18 mm Roof: 18 mm pine panelling from outside and 14 mm inside alder/linden panelling with 50 mm stone wool insulation between, covered with bitumen shingles Window size: 512 x 442 mm Door size: 780 x 1760 mm</p>	3600
SC9201	Sauna Cabin 9,2 m ²		<p>Floor panels Straight walls Insulated roof covered with bitumen shingles 2 Double glazed hexagon windows Door with the double glazed hexagon window, wooden handle and the lock Inside benches Safety fence for heater/stove Heat-resistant plates for the heater/stove</p>	<p>Inside area: 9,2 m² Size: 10-12 people Timber: Pinewood Height: 3160 mm Sidewall height: 1460 mm Wall thickness: 45 mm Floor thickness: 18 mm Roof: 18 mm pine panelling from outside and 14 mm inside alder/linden panelling with 50 mm stone wool insulation between, covered with bitumen shingles Window size: 512 x 442 mm Door size: 780 x 1760 mm</p>	4900
SC9202	Sauna Cabin 9,2 m ² with Changing Room		<p>2 rooms: sauna & changing room inside Floor panels Straight walls Insulated roof panels in sauna room Roof covered with bitumen shingles 2 Double glazed hexagon windows Door with double glazed hexagon window, wooden handle and the lock Inside tempered tinted glass door separating sauna and changing room Long bench in the changing room Sauna room with inside benches, heat-resistant plates and safety fence for the heater/stove</p>	<p>Inside area: 9,2 m² Size: 5-7 people Timber: Pinewood Height: 3160 mm Sidewall height: 1460 mm Wall thickness: 45 mm Floor thickness: 18 mm Changing room roof: 18 mm; Finnish bitumen shingles Sauna room roof: 18 mm pine panelling from outside and 14 mm inside alder/linden panelling with 50 mm stone wool insulation between, covered with bitumen shingles Window size: 512 x 442 mm Door size: 780 x 1760 mm</p>	5600

SC9203

Grill Cabin
9,2 m² with
Sauna in 2,5
m Extension



2 rooms: BBQ & sauna room inside
Floor panels, straight walls, roof covered with bitumen shingles
Insulated roof panels in sauna room
Extendable chimney
2 grill cabin double glazed windows (1 opening) in BBQ room
Door with double glazed hexagon window, wooden handle and the lock
Central standard BBQ
Table fitted around the BBQ
4 Benches (2 extendable for sleeping) in BBQ room
Cushions for the BBQ benches
Inside tempered tinted glass door separating BBQ and sauna room
Sauna room with 1 hexagon window, inside benches and heat resistant plates for the heater/stove

Inside area: 9,2 m² + 4,79 m²
Size: 9-12 people
Timber: Pinewood
Height: 3160 mm
Sidewall height: 1460 mm
Wall thickness: 45 mm
Floor thickness: 18 mm
BBQ room roof: 18 mm; Finnish bitumen shingles
Sauna room roof: 18 mm pine panelling from outside and 14 mm inside alder/linden panelling with 50 mm stone wool insulation between, covered with bitumen shingles
Grill cabin window size: 880 x 510 mm
Sauna window size: 512 x 442 mm
Door size: 780 x 1760 mm

5900

SC1601

Grill-Sauna
Cabin 16,5
m²



2 rooms: BBQ & sauna room inside
Floor panels, straight walls, roof covered with bitumen shingles
Insulated roof panels in sauna room
Extendable chimney
2 Grill cabin double glazed windows (1 opening) in BBQ room
Door with double glazed hexagon window, wooden handle and the lock
Standard BBQ
Table fitted around the BBQ
BBQ room benches with the seat cushions
Inside tempered tinted glass door separating BBQ and sauna room
Sauna room with inside benches, heat-resistant plates and safety fence for the heater/stove

Inside area: 16,5 m²
Size: 10-15 people
Timber: Pinewood
Height: 3810 mm
Sidewall height: 1200 mm
Wall thickness: 45 mm
Floor thickness: 18 mm
BBQ room roof: 18 mm; Finnish bitumen shingles
Sauna room roof: 18 mm pine panelling from outside and 14 mm inside alder/linden panelling with 50 mm stone wool insulation between, covered with bitumen shingles
Grill Cabin window size: 880 x 510 mm
Door size: 780 x 1760 mm

6900

SC1603

Grill Cabin
16,5 m² with
Sauna in 2,5
m Extension



2 rooms: BBQ & sauna room inside
Floor panels, straight walls, roof covered with bitumen shingles
Insulated roof panels in sauna room
Extendable chimney
4 Grill cabin double glazed windows (2 opening) in BBQ room
Door with double glazed hexagon window, wooden handle and the lock
Central standard BBQ
Table fitted around the BBQ
6 Benches (2 extendable for sleeping) in BBQ room
Cushions for the BBQ benches
Inside tempered tinted glass door separating BBQ and sauna room
Sauna room with 1 hexagon window, inside benches, heat-resistant plates for the heater/stove

Inside area: 16,5 m² + 4,67 m²
Size: 12-18 people
Timber: Pinewood
Height: 3810 mm
Sidewall height: 1460 mm
Wall thickness: 45 mm
Floor thickness: 18 mm
BBQ room roof: 18 mm; Finnish bitumen shingles
Sauna room roof: 18 mm pine panelling from outside and 14 mm inside alder/linden panelling with 50 mm stone wool insulation between, covered with bitumen shingles
Grill cabin window size: 880 x 510 mm
Sauna window size: 512 x 442 mm
Door size: 780 x 1760 mm

7500

SC1602

Exclusive
Grill-Sauna
Cabin 16,5
m²



2 rooms: BBQ & sauna room inside
Floor panels, sloping walls, roof covered with bitumen shingles
Insulated roof panels in sauna room
Extendable chimney
2 Grill cabin double glazed windows (1 opening) in BBQ room
Door with double glazed hexagon window, wooden handle and the lock
Luxury BBQ
Table fitted around the BBQ
BBQ room benches with the seat cushions
Inside tempered tinted glass door separating BBQ and sauna room
Sauna room with inside benches, heat-resistant plates and safety fence for the heater/stove

Inside area: 16,5 m²
Size: 15-21 people
Timber: Pinewood
Height: 3830 mm
Sidewall height: 1200 mm
Wall thickness: 45 mm
Floor thickness: 28 mm
Floor frame from impregnated pine beams: 70 x 45 mm
BBQ room roof: 18 mm; Finnish bitumen shingles
Sauna room roof: 18 mm pine panelling from outside and 14 mm inside alder/linden panelling with 50 mm stone wool insulation between, covered with bitumen shingles
Grill Cabin window size: 880 x 510 mm
Door size: 780 x 1760 mm

7900

Note:

Heater/wood burning stove is not included int



and needs to be ordered additionally

 Holzmanufaktur

 Holz
MANUFATUR
BELTEX